

# Eccii

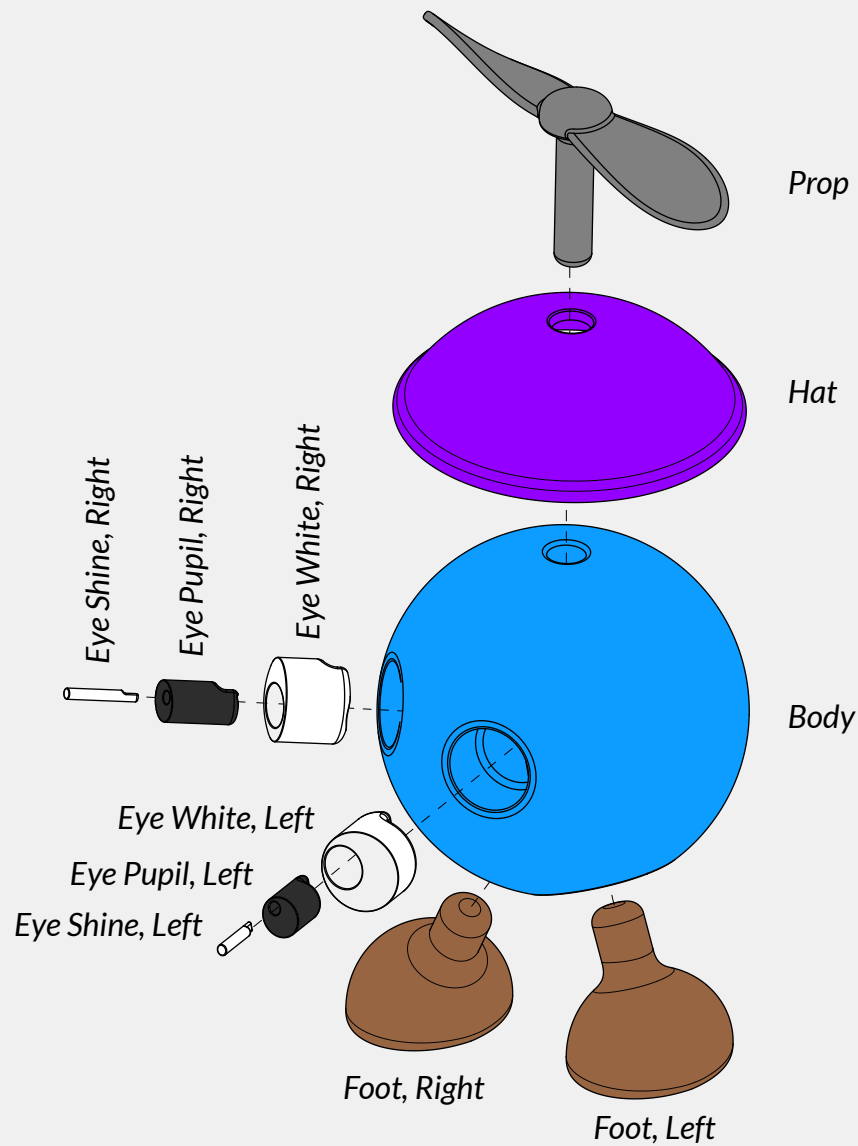
## 3D Printable Dev

*Sample - Purchased version includes STL files.*





***This project contains small parts and is not suitable for children.***



Print each STL file using high resolution settings.


Sand and paint the parts if desired (the image on the cover page was painted).

Glue the Hat and Eye pieces to Body.


Do not glue the Prop, as you can spin it by blowing on it gently.

Do not glue the feet. Twist them to change Dev's angle.


To look straight ahead:  
center the feet.



To look up:  
twist the feet forward.



To look down:  
twist the feet back.



Ecli and 3D Printable Dev © 2025 Derek Hugger. All Rights Reserved.

By purchasing these files, you have agreed to the following terms and conditions:

Purchasing files created by Derek Hugger grants license to the purchaser to recreate the copyrighted artwork documented within. Any sculpture or artwork, partial or complete, created from the information provided in the files is for personal use only, may not be sold for profit, and may not be used for any commercial or institutional purposes without explicit written consent from the author and copyright holder. Physical printed copies of the instructions may be made for the purchaser's own personal use only. The files and their associated instructions, in digital form or in printed form, whether partial or complete, may not be redistributed, may not be resold, and may not be used in any other work or publication. The contents of the files are presented in good faith but without warranty and without guaranteed results.